



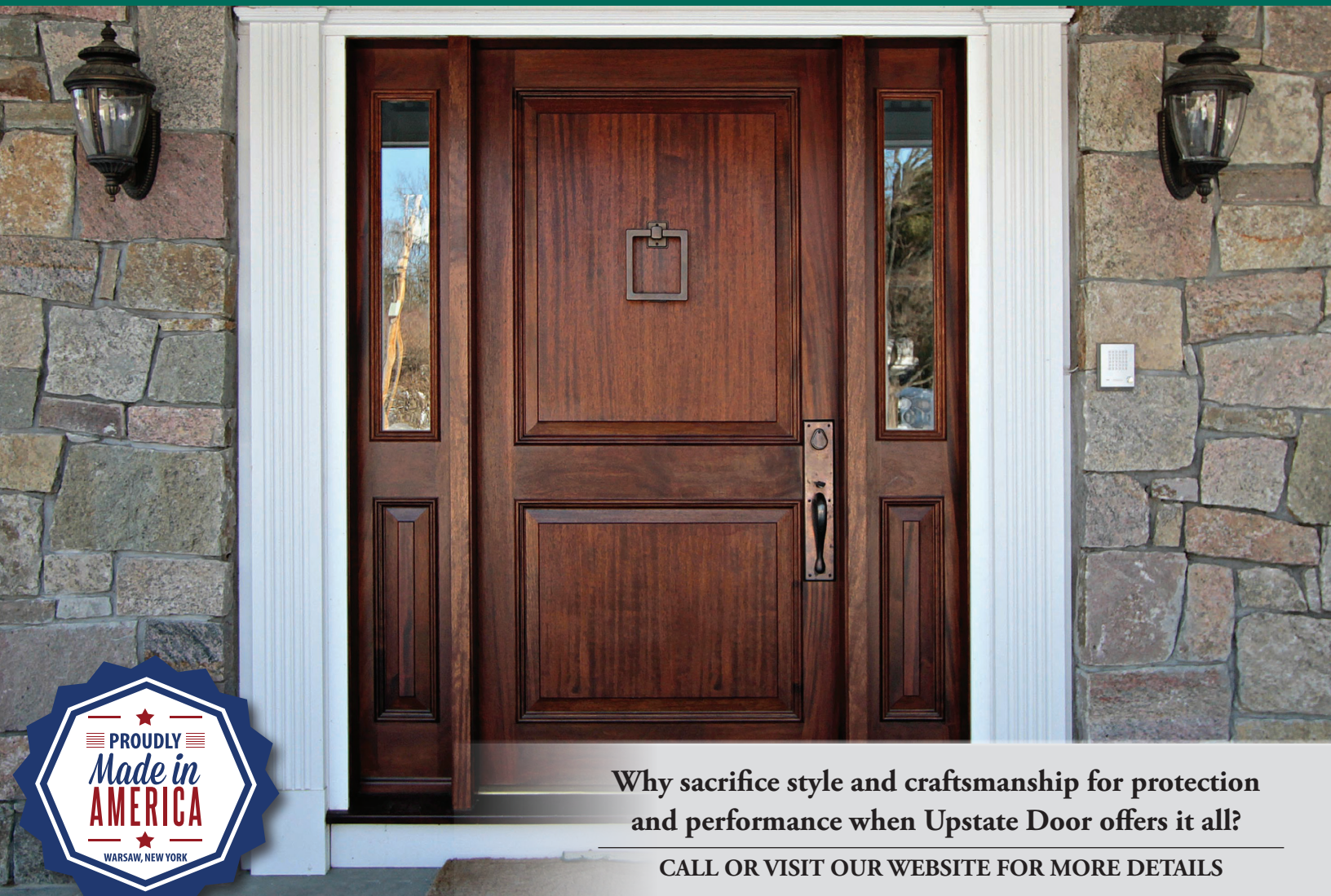
UPSTATE DOOR®

DISTINCTIVE DOOR SOLUTIONS

Uniquely Crafted

IMPACT RESISTANT DOORS

*High Impact Resistant Rated
Custom Exterior Doors*



Why sacrifice style and craftsmanship for protection and performance when Upstate Door offers it all?

CALL OR VISIT OUR WEBSITE FOR MORE DETAILS

Our Distinctive Exterior Custom Door Solutions are available to meet your building code requirements for home safety and greater property protections in hurricane-prone areas. Our doors are built for coastal environments and are resistant to a Category 3 hurricane, with sustained winds up to 129 mph.

Our Impact Resistant Rated Exterior Doors meet the following specifications:

- Approved to withstand up to a Wind Zone 3 hurricane
- Missile Level D (Impact rated residential doors are tested to determine their ability to resist the impact of large wind-borne debris (missiles) by shooting 2"x4"s of specified lengths and weights against them at specific speeds)
- Constructed of Impact Glass to endure coastal elements
- Certified by Keystone Certifications, Inc. for Structural Performance



See Upstate Door's
Missile Testing
in Action

Visit our photo gallery on our website, or see the custom exterior door section of our catalog to see some of the Upstate Door Impact Resistant Rated Door options.

26 Industrial Street Warsaw, NY 14569 p 800.570.8283 / 585.786.3880 f 585.786.3888

www.upstatedoor.com

IMPACT RESISTANT CUSTOM DOOR WITH DP 50-75

WOOD SPECIES

Genuine Mahogany	White Oak
African Mahogany	Douglas Fir
Spanish Cedar	... and more!

DOOR SPECIFICATIONS

2 ¼" Slab Thickness minimum
 Stile and Top Rail Width: 4" minimum
 Bottom Rail: 7" Minimum
 No center rail/stile limitations
 Single Units: 3 or 5-point GU hardware
 Double Units: 3-point GU hardware with Endura
 Ultimate Astragal. 5-point configurations also available
 ¾" or 1" Insulated Impact Rated Glass
 Cope Depth: 5/8" Minimum
Sidelites and transoms also available!
 Minimum 2 ¼" thickness
 Sidelites: 1 ½" Stiles min
 4" Top Rail and 7" Bottom Rail min
 Transom: 1 ½" Min. Stile and Rail Flats


FRAME SPECIFICATIONS

1 ¼" Thick Minimum*
 Jamb Depth: 6" Minimum*
 1 ¾" and 2 ¼" Sill Options Available
 Up to 3" Mull pockets*

*restrictions apply


Maximum Sizes

Overall	11' 1 ½" x 8' 3 ½"
Door Size	3' 6" x 8'
Sidelite	3' x 8'
Transom	12' x 6'
Mull Pockets	3 ½"



Coastal Blockade Sill

2 ¼" tall



Nantucket Sill

1 ¾" tall

DP 30-75 options are also available!

CALL OR VISIT OUR WEBSITE FOR MORE DETAILS

THE UPSTATE DOOR DIFFERENCE

To our customers--whether architects, builders, dealers, or homeowners--"one source" may mean different things; but for everyone, it means that we have the resources and expertise to be your trusted partner. We will guide you, understand your specifications, build to your design needs, and help you extend your design from the entryway through the entire home. We deliver quality product, on time and in perfect condition. When your design requires heirloom-quality doors, choose Upstate Door.

FINE DOOR SOLUTIONS... ONE SOURCE

FINE DOOR: We build to AWT's "fine furniture" standards in both our product offerings.

SOLUTIONS: We can provide doors to fit any and every need.

ONE SOURCE: We have the expertise and capacity to manage all your interior, exterior, and specialty door needs.