




UPSTATE DOOR®  
FINE DOOR SOLUTIONS... ONE SOURCE

CITY SOLUTIONS  
INTERIOR + EXTERIOR DOORS

## RESIDENTIAL + COMMERCIAL DOOR OPTIONS




FIRE RATED



STC / OITC RATED



FLUSH



SPECIALTY




MDF OR WOOD



CNC MACHINING



LANDMARK  
APPLICATIONS



FINE FINISHING  
SOLUTIONS



CUSTOMER  
SERVICE

# FIRE RATED DOORS + JAMBS

Traditional metal fire doors can be unattractive, taking away from the architectural elegance of your home. Our custom hardwood fire doors will not only safeguard your home, but will also add to its design and style.



Available in countless custom layouts, all of our fire doors are available with the following solutions:

- FyreWerks core for doors and wood jambs
- 20, 45, 60 and 90 minute door ratings
- 20, 45, 60 and 90 minute door jambs
- Paint grade or stain grade doors and jambs
- Wood or metal jamb options (some restrictions apply)
- Flat or rabbeted jambs
- Flat or raised panels
- Single bore, double bore, or mortise
- Custom machining available for concealed vertical rods (not available in 90 minute), concealed auto closers (in 20 minute only), auto door bottoms, flush bolts, and peep holes.



20 Minute



45-60 Minute



90 Minute

Let Upstate Door offer a unique solution by creating custom fine wood fire doors to meet your needs!

### Minimum Dimensions

- 1 3/4" door thickness
- 4 1/4" stile (20, 45, 60 min)
- 5" stile (90 min)
- 4 1/4" top rail (20, 45, 60 min)
- 5" top rail (90 min)
- 4 5/8" jamb width




### Additional Fire Rated Door Guidelines

	Minimum Bottom Rail	Maximum Door Size	Maximum Jamb Size
20 Minute	6"	4'0" x 8'0" single 7'0" x 8'0" pair	4'0" x 9'0" single 8'0" x 9'0" pair
45 Minute	6"	4'0" x 8'0" single 7'0" x 8'0" pair	4'0" x 8'0" single 7'0" x 8'0" pair
60 Minute	8.25"	4'0" x 8'0" single 7'0" x 8'0" pair	4'0" x 8'0" single 7'0" x 8'0" pair
90 Minute	8.25"	4'0" x 8'0" or 3'0" x 9'0" single Doubles not allowed	4'0" x 8'0" or 3'0" x 9'0" single Doubles not allowed

# ACOUSTIC OPTIONS: STC RATED DOORS + JAMBS




Intertek tested our doors for acoustical performance. We received a 39 STC rating on our sealed-in-place 90-minute fire door and jamb. We also received a 36 OITC rating on our sealed-in-place 90-minute fire door and jamb. 90 minute fire doors are available in 1 3/4" and 2 1/4" thicknesses.

To complement the acoustics of your door, work with your Upstate Door representative to choose from a variety of Pemko STC gasket and seal sets.



Contact your Architectural Sales Representative to learn more about our product offerings or view our website for more design inspiration!



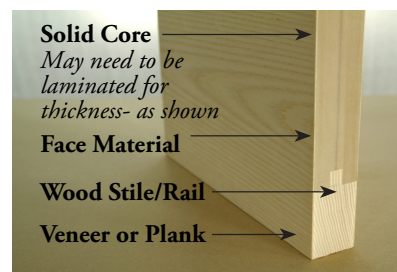


Talk to us about adding custom veneer, kerfs, grooves or steel inlays to your design!

## FLUSH DOORS


Utilizing a bonded solid core and lumber hand-selected by experienced workers, our flush doors come in custom sizes and are all available to be prehung. Each flush door is created with:

- Dado construction between the core and solid material
- Solid wood edge banding for stiles and rails that is doweled and glued at meeting stiles and rail joints in matching species
- Interior doors with a solid core (core material depends on application)
- Matching edge & face wood species used throughout door
- Fibrex skin is used for interior paint grade flush doors
- Flush doors meet Upstate Door's standard warranty guidelines
- 1/16" thick veneer or 1/8" planks can be used
- Choose from book matched or slip matched veneer




*Convert your flush door to a barn door!*

## SPECIALTY APPLICATIONS



Pocket




Mirror



Barn



Pivot



French


## PAINT OR STAIN GRADE MATERIAL SELECTION

### Why select MDF over wood?


- MDF is more cost effective
- Its heavyweight material helps with sound control
- MDF has the least amount of warping and is more structurally stable
- MDF is smoother, therefore better for paint
- Urea-free available

### Why select wood over MDF?

- Wood is stronger
- It weighs less than MDF
- It is easier to fix if there is a dent or scratch
- Wood offers a natural grain texture
- It is easier to do custom machining and allows for a greater flexibility in custom sizes



# CNC MACHINING



Every door, frame, and sill we manufacture is machined using a CNC router, making the tolerances extremely accurate. We have complete flexibility over any design.

Personalize your door with kerfs, grooves, beads, or other intricate designs for added architectural elements.


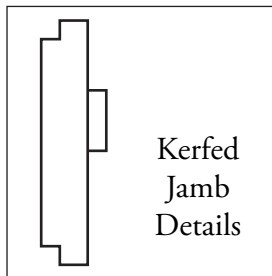
## Ask us about:

- Pivot doors
- Dropdown sweeps
- Prehang details
- Security devices
- Pocket door hardware
- Mortise locks
- Commercial hardware
- Specialty panel details

# CUSTOM OPTIONS

## Customize all options on your door!

- Panel or sticking profiles
- Raised or applied moldings
- Layouts
- Glass options
- Hardware
- Paint options



# FINISHING

Let Upstate Door save you time by prefinishing your doors in the factory before being shipped to you! Our finishing is done in a controlled environment to prevent dust or other imperfections getting in the finish. The finish is sprayed, not brushed, to offer a more consistent coating, and is a sheen-30 satin finish. Ask your representative about available paint and stain options.

## Ask us about:

- Prime coat
- Sealing top and bottom
- Base coat
- Top coat



# CONTACT US

Our team is detail-oriented and handles intricate bid sets on a daily basis. From small apartment projects to massive building renovations, we are here to help guide you through the ordering process!

Whether you have a unique requirement, a standard door, or a need for historical replications, our team is here to help! Contact our door experts to get started!

## Did you know:

- We deliver on our own fleet of trucks to ensure safe arrival
- We have a timely bid and drawing turnaround

